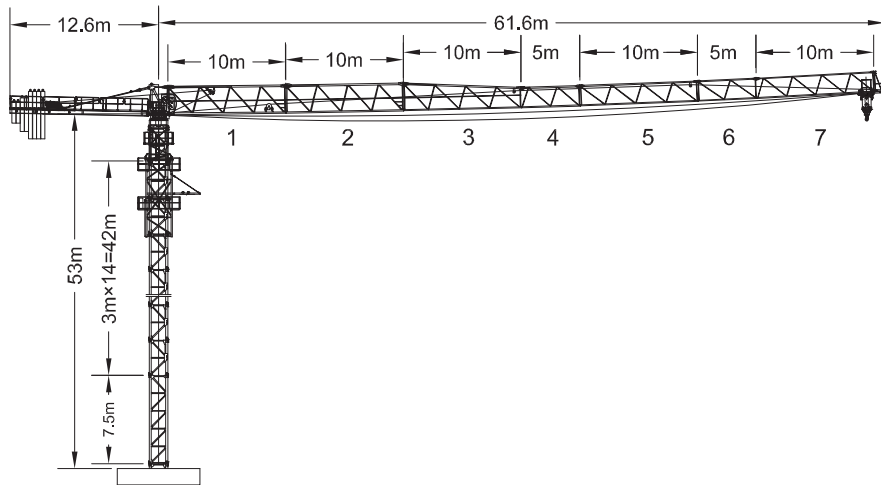




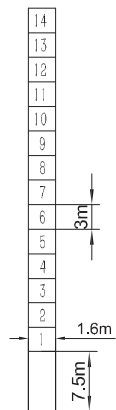
## 外形尺寸 Outline

10T



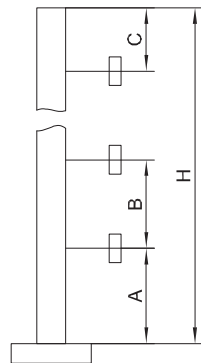
## 塔身截面 Mast

10T



## 附着 Anchorages

10T



Mast	A	B	C	H
L46A1	42m	21m	29m	200m

## 载荷特性表 Load Diagrams

10T

60m	Amplitude (m)	2.8-31.0														32	34	36	38	40	42	44	46	48	50	52	54	56	58	60						
	Capacity (kg)	5000														3425	3182	2966	2774	2600	2443	2300	2169	2050	1940	1838	1744	1657	1576	1500						
55m	Amplitude (m)	2.8-25.1														26	28	30	32	34	36	38	40	42	44	46	48	50	52	54	55					
	Capacity (kg)	5000														4800	4407	4066	3769	3506	3272	3063	2875	2705	2550	2409	2279	2160	2050	1948	1900					
50m	Amplitude (m)	2.8-13.2														16	18	20	22	24	26	28	30	32	34	36	38	40	42	44	46	48	50	52	54	55
	Capacity (kg)	10000														8137	7144	6350	5700	5158	4700	4307	3966	3669	3406	3172	2963	2775	2605	2450	2309	2179	1726	1950	1848	1800
45m	Amplitude (m)	2.8-26.3														28	30	32	34	36	38	40	42	44	46	48	50									
	Capacity (kg)	5000														4657	4300	3987	3712	3466	3247	3050	2871	2709	2561	2425	2300									
40m	Amplitude (m)	2.8-13.9														16	18	20	22	24	26	28	30	32	34	36	38	40	42	44	46	48	50			
	Capacity (kg)	10000														8575	7533	6700	6018	5450	4969	4557	4200	3887	3611	3366	3147	2950	2771	2609	2461	2325	2200			
35m	Amplitude (m)	2.8-27.6														30	32	34	36	38	40	42	44	45												
	Capacity (kg)	5000														4550	4222	3932	3675	3445	3237	3050	2879	2800												
30m	Amplitude (m)	2.8-14.6														16	18	20	22	24	26	28	30	32	34	36	38	40	42	44	45					
	Capacity (kg)	10000														9044	7950	7075	6359	5762	5258	4825	4450	4122	3832	3575	3345	3137	2950	2779	2700					
25m	Amplitude (m)	2.8-28.1														30	32	34	36	38	40															
	Capacity (kg)	5000														4633	4300	4006	3744	3510	3300															
20m	Amplitude (m)	2.8-14.8														16	18	20	22	24	26	28	30	32	34	36	38	40								
	Capacity (kg)	10000														9200	8089	7200	6473	5866	5354	4914	4533	4200	3906	3644	3410	3200								
15m	Amplitude (m)	2.8-28.2														30	32	34	35																	
	Capacity (kg)	5000														4667	4331	4035	3900																	
10m	Amplitude (m)	2.8-14.9														16	18	20	22	24	26	28	30	32	34	35										
	Capacity (kg)	10000														9262	8144	7250	6518	5908	5392	4950	4567	4231	3935	3800										
5m	Amplitude (m)	2.8-27.9														30																				
	Capacity (kg)	5000														4600																				
0m	Amplitude (m)	2.8-14.7														16	18	20	22	24	26	28	30													
	Capacity (kg)	10000														9137	8033	7150	6427	5825	5315	4878	4500													

## 机构 Mechanisms

10T

名称 Name	工作速度 (m/min) Speed	起重量 (t) Capacity	容绳量 (m) Rope capacity	功率 (kW) Power
起升机构 Hoisting	二倍率 Rate II	0-77	480	37
	四倍率 Rate IV	0-38.5		
变幅机构 Trolleying	0-40		5.5	
回转机构 Slewing	0-0.5		4x2	

## 平衡重 Counter weight

10T

工作幅度 (m) Radius	60	55	50	45	40	35	30
平衡重A (piece) Balancing weight A	5	5	5	5	4	5	3
平衡重B (piece) Balancing weight B	1	1	1	1	1	1	1
平衡重C (piece) Balancing weight C	2	1	1	1	1	1	1
平衡重总重 (Kg) Total balancing weight	18600	17300	17300	16000	14500	13200	11700

A=2800Kg, B=2000Kg, C=1300Kg