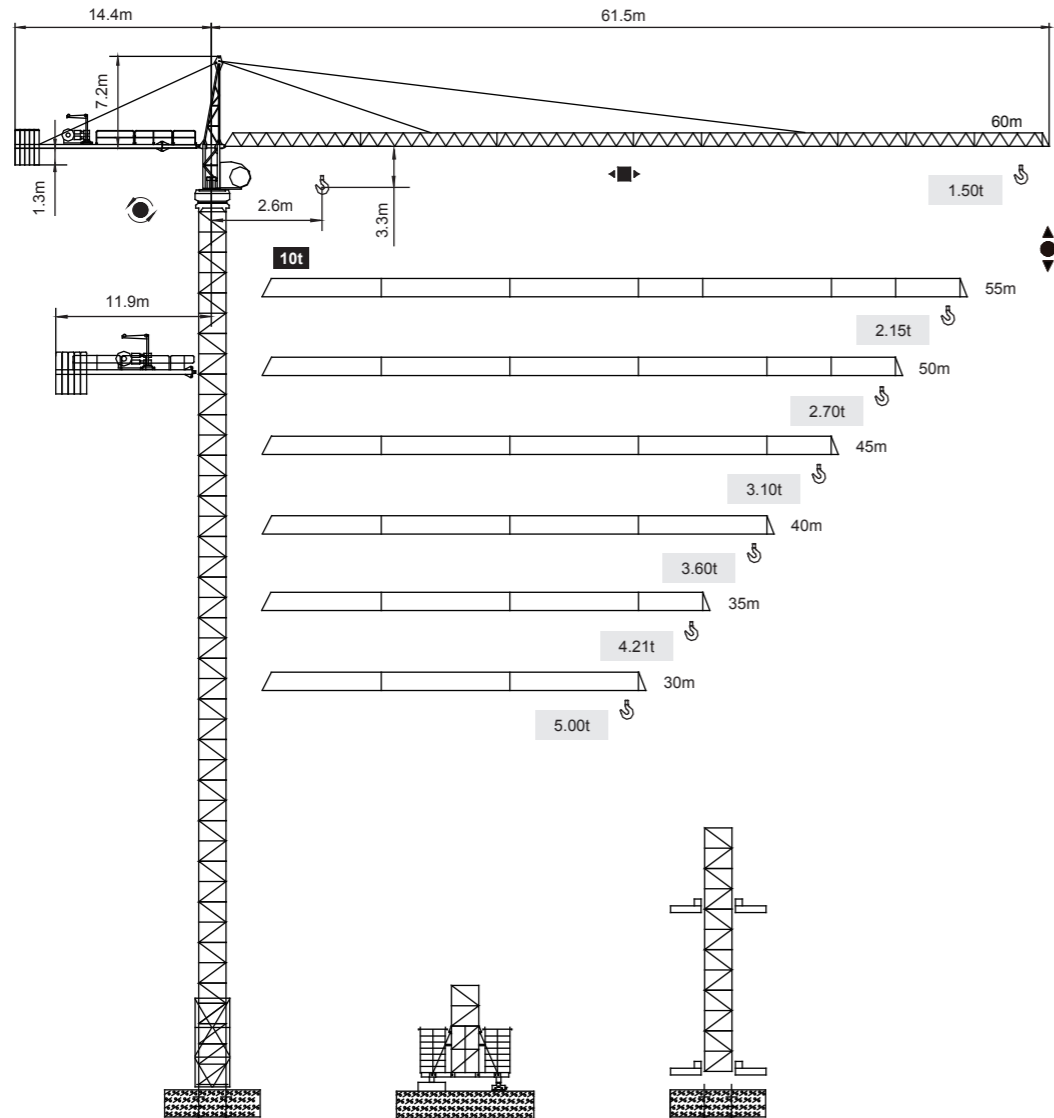


永茂建机 YONGMAO

ST60/15 10t



Topkit

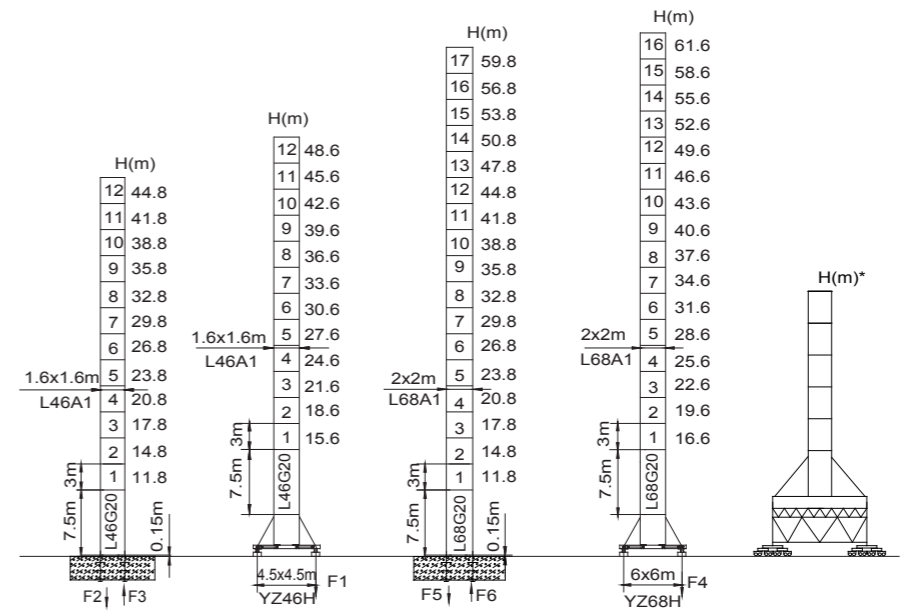
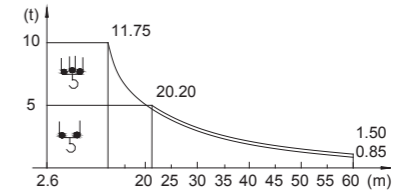
V 5.0-09112014

塔帽系列

ST60/15 10t

載荷表 Load Chart

R	倍率 Fall	R(C _{max}) (m)	C _{max} (t)	E-10-A(B)-1-V1.0								
				15	25	30	35	40	45	50	55	60
60	☰	11.75	10.0	7.41	3.83	2.93	2.44	1.88	1.54	1.26	1.04	0.85
	☷	20.20	5.0	5.00	4.43	3.57	3.09	2.53	2.18	1.91	1.68	1.50
55	☰	13.97	10.0	9.18	4.86	3.82	3.14	2.53	2.11	1.77	1.50	
	☷	26.59	5.0	5.00	5.00	4.47	3.79	3.18	2.76	2.42	2.15	
50	☰	15.17	10.0	10.0	5.42	4.26	3.52	2.81	2.41	2.05		
	☷	29.02	5.0	5.00	5.00	4.91	4.17	3.52	3.06	2.70		
45	☰	15.30	10.0	10.0	5.48	4.31	3.54	2.91	2.45			
	☷	28.30	5.0	5.00	5.00	4.96	4.19	3.56	3.10			
40	☰	15.40	10.0	10.0	5.53	4.37	3.56	2.95				
	☷	30.00	5.0	5.00	5.00	5.00	4.21	3.60				
35	☰	15.40	10.0	10.0	5.53	4.37	3.56	2.95				
	☷	30.00	5.0	5.00	5.00	5.00	4.21					
30	☰	15.40	10.0	10.0	5.53	4.37	3.56	2.95				
	☷	30.00	5.0	5.00	5.00	5.00	4.21					



●	■	●	■					
F2	102t	130t	F1	70t	89t			
F3	70t	103t	F5	108t	165t			
⊗	54t	⊗	52t	F6	69t	132t		
				⊗	59t	F4	88t	120t
							⊗	71t

● 工作狀態支反力 In service reaction ■ 非工作狀態支反力 Out of service reaction
⊗ 整機自由高度重量(不含平衡重及壓重重量) Total weight of free standing crane (excludes counter weight & ballast.)

Topkit ST60/15

1 1
3 3
5 6

Topkit ST60/15
Topkit ST60/15



YONGMAO HOLDINGS LIMITED

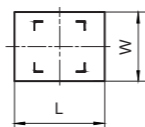
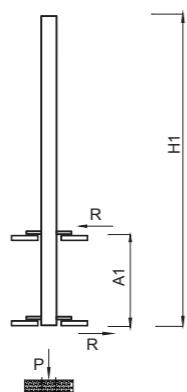
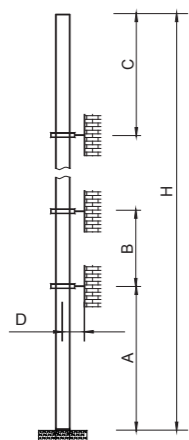


YONGMAO HOLDINGS LIMITED

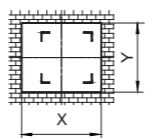
ST60/15 10t

ST60/15 10t

塔帽系列



內爬框外廓尺寸
Overall dimensions of the internal climbing frame



內爬開口尺寸
Dimensions of the internal climbing opening

塔身節 Mast	A (m)	B (m)	C (m)	D (m)	H (m)
L68A1	45	36	44.8	>3.6	250 >250*
L46A1	33	24	32.8	>3.0	200 >200*

塔身節 Mast	H1 (m)	A1 (m)	P (t)	R (t)	X (m)	Y (m)	L (m)	W (m)
L68A1	54.6	16	75	18.1	2.58	2.17	2.78	3.29
L46A1	43.3	12-19	63.2	18.6	2.15	1.8	2.45	2.38

附著道數 Number of tie collars=(H-A-C)/B+1

超過100m高度，需降低載荷，請與公司聯繫。

Load should be reduced when the height exceeds 100m. Please contact Yongmao for details.

主要性能參數 Specifications

機構 Mechanism	👤		👥		🌀	電動機 Motor kW
	m/min	t	m/min	t		
▲ ▼	37SWR25 ☆	0-40 0-80	5.0 2.5	0-20 0-40	10.0 5.0	500m 37
	45LFV25	0-40 0-48 0-80	5.0 4.0 1.5	0-20 0-24 0-40	10.0 8.0 3.0	500m 45
	55LFV25	0-45 0-54 0-90	5.0 4.0 1.5	0-22.5 0-27 0-45	10.0 8.0 3.0	1090m >1090m* 55
◀ ▶	DTC95	0-57 m/min				95 N·m
🌀	YMD50 ☆	0-0.7 rpm				2x5
	RTC190	0-0.7 rpm				2x95 N·m
👁️	RT	12.5-25 m/min				4x2.6/5.2

🔌 供電容量 Power supply	kVA		
380V (±10%) 50Hz	37SWR25: 60	45LFV25: 70	55LFV25: 85

* 與製造商聯繫 Contact us, please.

☆ 标准配置 Standard configuration.

本技術參數不受法律約束，技術資訊請詳見相應說明書。

These specifications and data are not legally binding. For any technical information, please refer to corresponding instructions.

1
3
7

Topkit ST60/15
Topkit ST60/15



YONGMAO HOLDINGS LIMITED



YONGMAO HOLDINGS LIMITED